

# MDR's School Spending Update

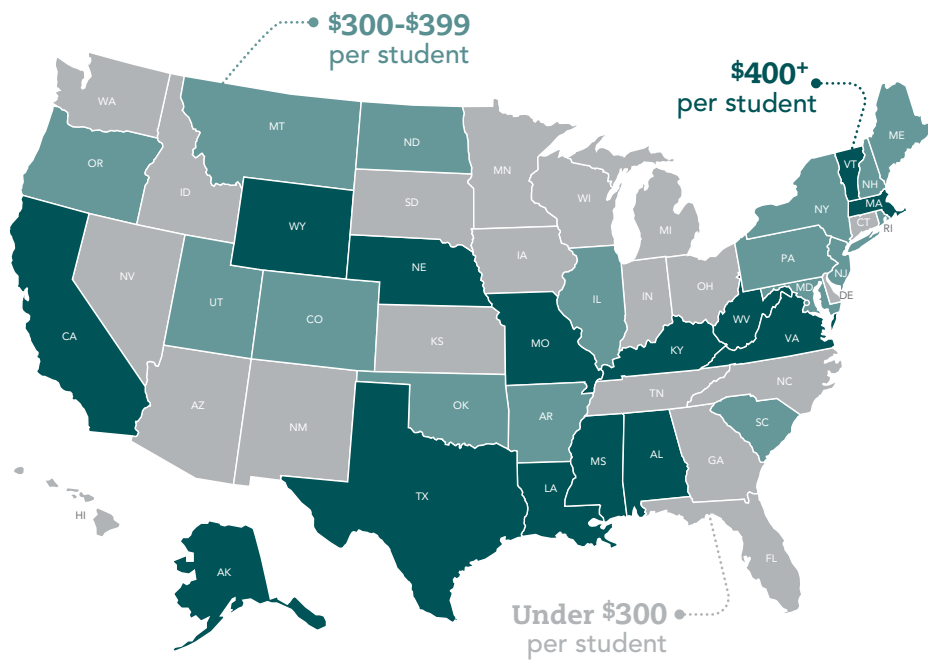
2020-2021 school year

Data reflects spending during the 2020-2021 school year, representing actual dollars spent (expenditures) rather than estimates of future spending (budgets).

## All Instructional Materials (AIM)

**\$ 17,049,040,832**

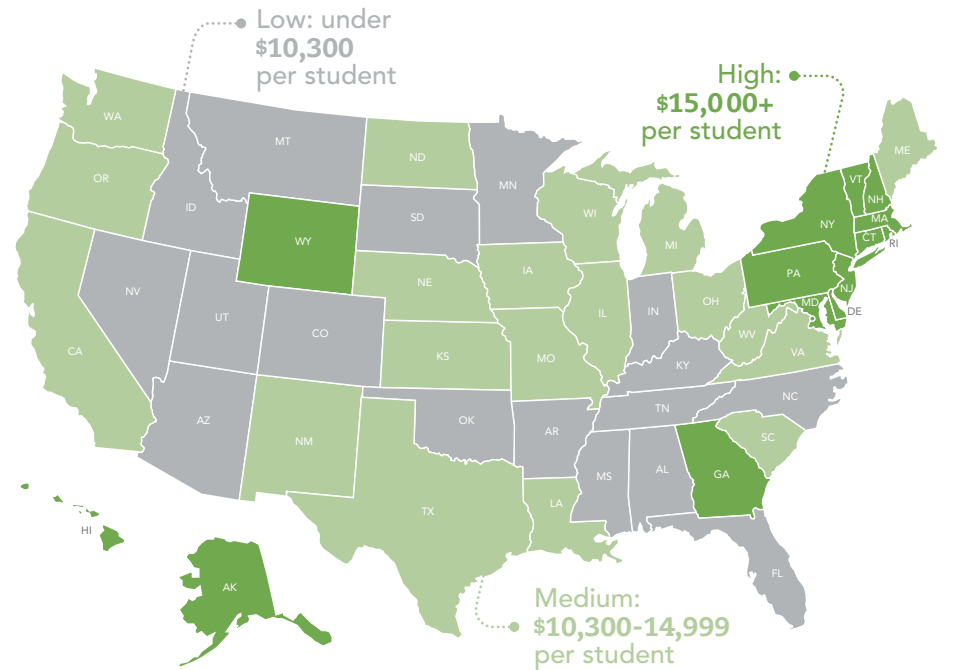
AIM details how much schools spend on all supplies and materials used for instructional purposes. Educational media supplies and software are included. Hardware technology is not included.



## Current Expenditures

**\$ 598,950,005,161**

Current Expenditures reflect the total operating cost for the district and include the functions of instruction, support services, and food service. Capital outlay, pupil transportation, and debt services are not included.



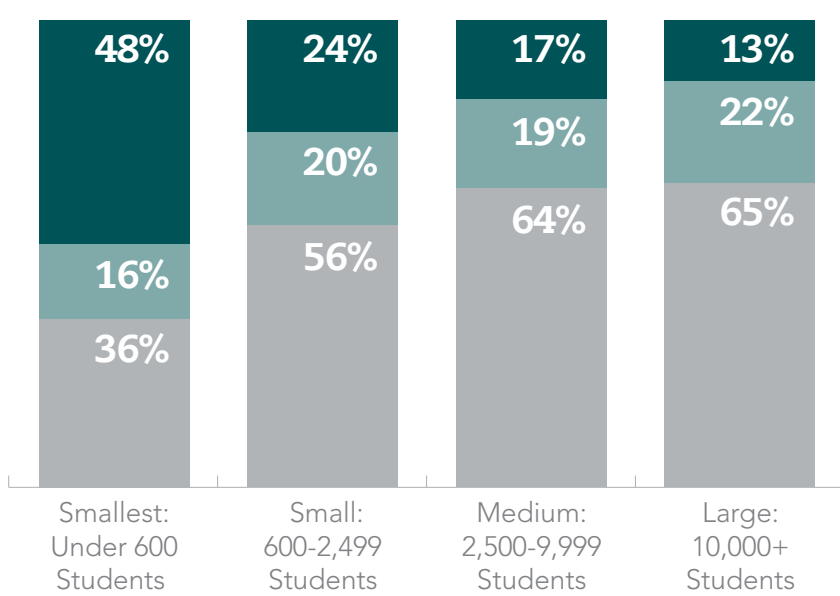
**\$352**

per student national average

**\$12,359**

per student national average

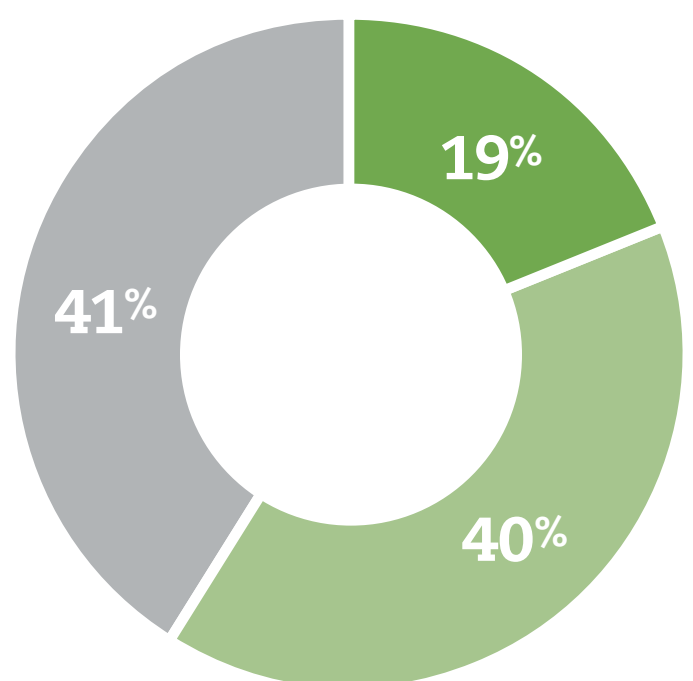
## Per Student AIM Expenditure by District Enrollment



Nearly one-half of the smallest districts spend the highest amount on AIM (\$400+), and 65% of large districts spend the least on AIM (under \$300).



## Percentage of Schools by Per Student Current Expenditure Levels



Source: MDR Data Cloud, June 2022



Follow MDR



Follow @MDRBiz • MDReducation.com • 800-333-8802